

HEXASTATE :

Dansk Standards Maskindag

June 7th 2023

HEXASTATE:

Malte Nørgaard

Hexastate CBM Solutions ApS

CEO - Technical Sales and Partnerships



HEXASTATE

Founded in 2018



Vision:

“Hexastate envisions a world where breakdowns are predicted, not reacted to. We aim to empower technicians with an intuitive platform that optimizes machinery and operations. Our goal is significant cost savings and enhanced operational excellence for our customers.”



Our core:

AI-powered software converting complex data into intelligent insights through fully-automated analysis and easy to understand dashboards and reports

Collaboration with major industry players

The logo for leadec, featuring the word "leadec" in a bold, blue, lowercase sans-serif font. The letters "a" and "e" have a small yellow square at their base.The logo for Babcock & Wilcox Renewable. It features a stylized "B&W" in blue with a green circular arc above it. To the right, the text "BABCOCK & WILCOX" is stacked above "RENEWABLE" in a smaller, blue, uppercase sans-serif font.

So where are we at in 2023? And why?

Pen and paper? Excel?

Assumptions based on gut feelings?

No real strategy for data collection and analysis?

Still relying on that one employee who have been there for 20 years?

More than 10 different platforms?

Executives pushing for data but where to start? And is the budget there?

Not invented here mindset?

**Before jumping to the solution,
lets take a step back and through it step by step**

What can be done today?

CMMS: For planning, quality etc. but wants to take the next step?

No problem, integrate our sensor and data platform to trigger alarms and workorders.

Invested in hardware already?

No problem, integrate it to our platform.

Old machines or IT not allowing to pull data?

No problem, use our plug and play hardware and be up and running in 10-30 minutes.

The Hexastate platform

Broad platform for
production companies,
machine builders and
service companies!*

White labeling is a possibility.



Converting complex data to easily understandable dashboards and reports

Broad platform for production companies, machine builders and service companies!

Level 1 - KPIs

Data collection and threshold alarms

Level 2 - Anomaly

Automatic Alarms

Level 3 - Predictive

Gain insights when your equipment will fail

Level 4 - Prescriptive

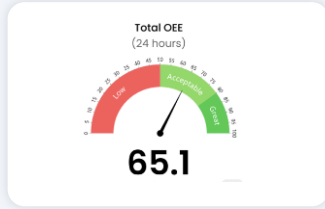
Know what to do when equipment fails

Focused concepts – all in one platform



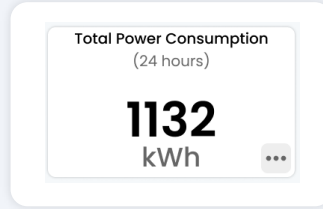
Vibration analytics

(Breakdowns)



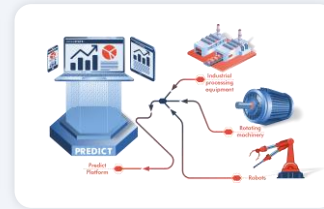
OEE

(Throughput,
stop registration,
reports)



Energy Monitoring

(Savings)



Data collection + KPI

(alarms on all types of data)

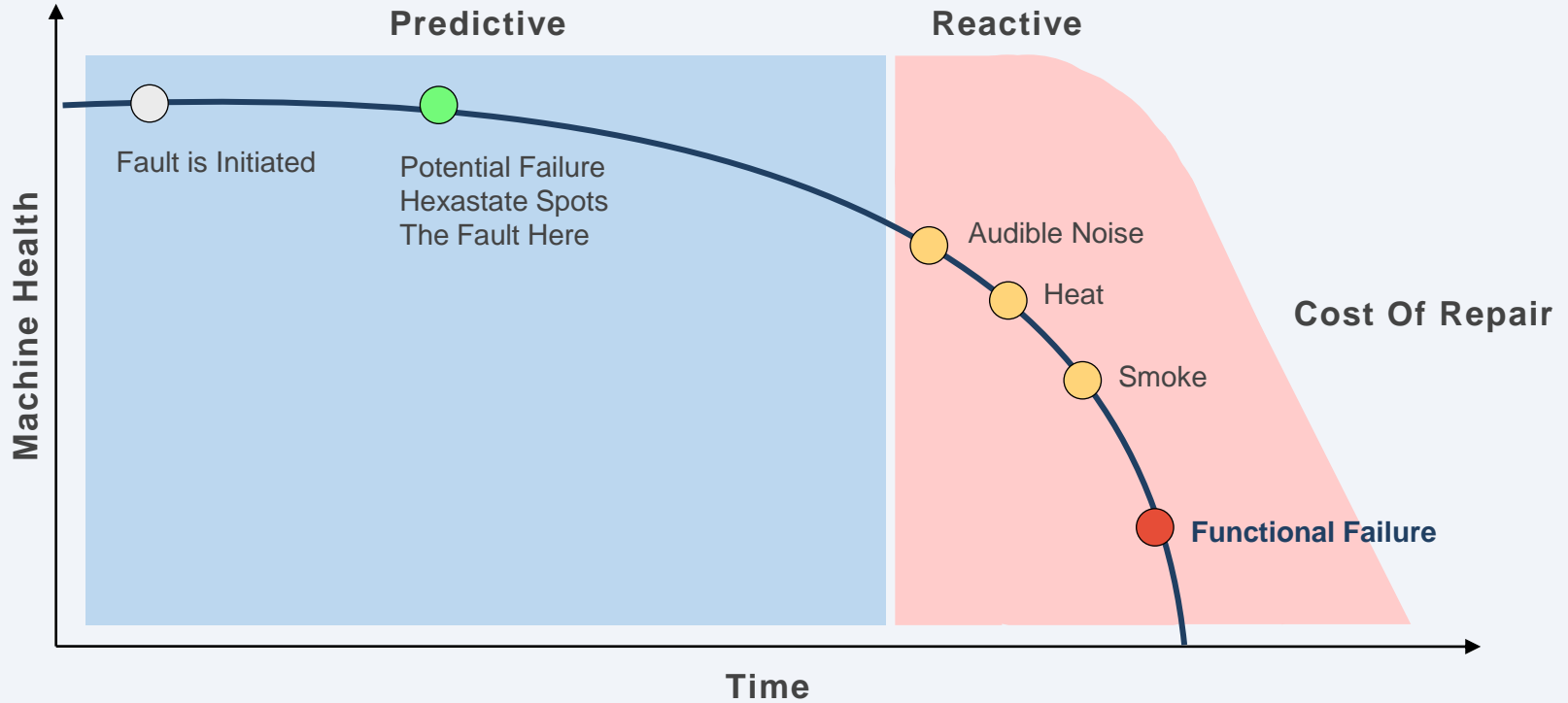


Maintenance planner

(work orders,
planning)

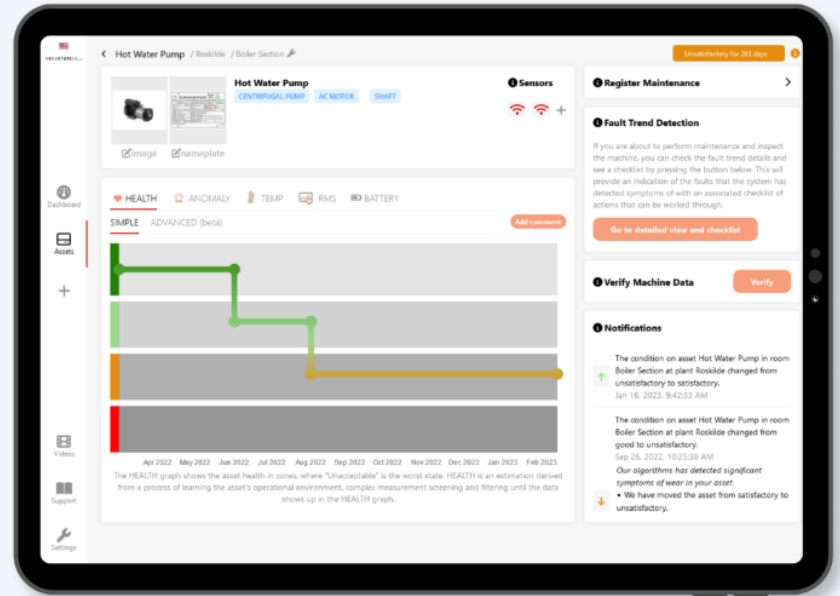
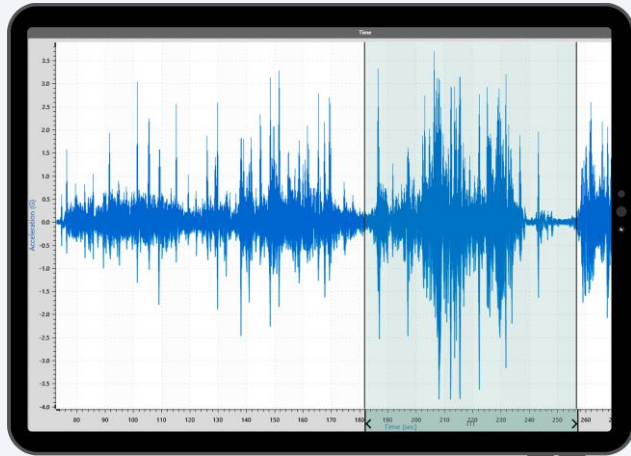
.... start where you want and expand when you are ready.


Predictive Maintenance



Full automation of complex analysis

We took a difficult solution and made it accessible to everyone, regardless of analytical skill, by using algorithms and user-driven design.






Expensive manual analysis

Requires up to 120 minutes per diagnosis

Requires more than 3 years of education

Not scalable

HEXASTATE:



Affordable automatic analysis

Monitors over 1000s of assets in seconds

Designed for technicians – Simple to use

Built for
Massive
Scale

OEE

Track, measure and compare your production against industry standards

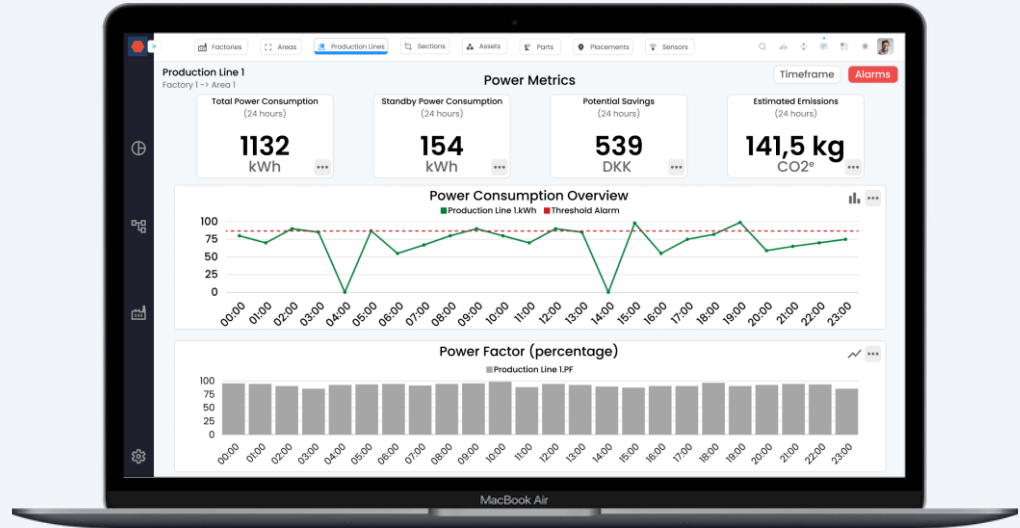
Setup in a few minutes, pre-configured report or customer builder



Energy Monitoring

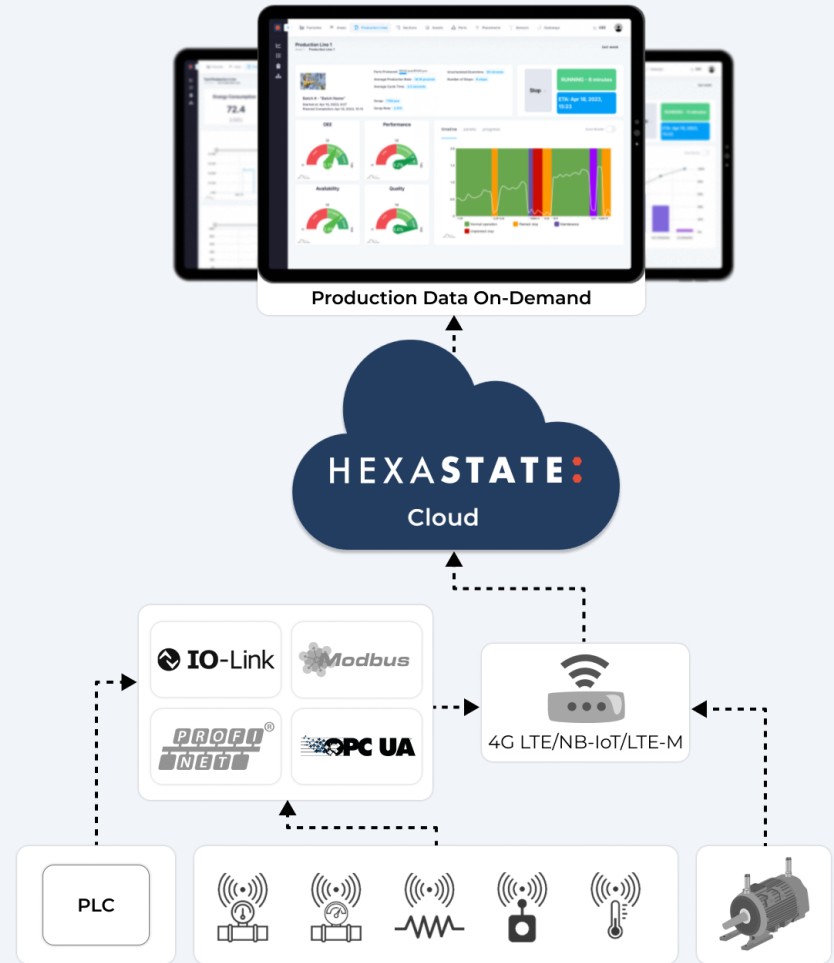
Monitor actual usage and lower kwh spent on unnecessary standby time.

And relate your power consumption and CO2 to your OEE data.



Data + KPI + Alarm

All data can be integrated where it will be possible to set KPIs and intelligent alarms



Process of implementation

